

REGIONAL INFRASTRUCTURE FUND QUARTERLY REPORT

DECEMBER 2025 QUARTER



**MINISTRY OF BUSINESS,
INNOVATION & EMPLOYMENT**
HĪKINA WHAKATUTUKI

Te Kāwanatanga o Aotearoa
New Zealand Government

Regional Infrastructure Fund Quarterly Report

INTRODUCTION

This report provides a quarterly update on the progress of the government's \$1.2 billion Regional Infrastructure Fund, which is administered by the Ministry of Business, Innovation and Employment (MBIE). The figures presented in this report cover applications (including numbers received, approved, and contracted), funding amounts, and resulting employment.

MORE INFORMATION

For further information about the topics covered in this report, visit www.growregions.govt.nz

DISCLAIMER

This document is a guide only. It should not be used as a substitute for legislation or legal advice. MBIE is not responsible for the results of any actions taken on the basis of information in this document, or for any errors or omissions.

EXPLANATION OF TERMS

- **TOTAL APPLICATIONS** includes applications under consideration and applications approved.
- **APPLICATIONS APPROVED** includes approved uncontracted-and-contracted projects.
- **APPROVED, CONTRACTED, GOVERNMENT FUNDING CONTRACTED, and TOTAL VALUE** monetary values for the total fund include \$24m operating expenditure for administering the fund.
- **TOTAL VALUE** includes the total amount contracted plus co-funding.
- **MONTHLY EMPLOYEES** is the number of employees working each month on projects, as reported by fund recipients in their monthly progress reports. The term employees is used broadly and can include all types of workers, including part-time, full-time, casual, contracted, permanent or fixed. More precise measures for the work provided by projects are 'hours worked' and 'annual FTEs'.
- **HOURS WORKED** is the number of hours worked by employees on projects as reported by fund recipients in their monthly progress reports.
- **ANNUAL FTE** is the equivalent of one full-time employee over a year. Stats NZ defines a full-time employee as 30 or more hours of work per week. The number of annual FTEs is calculated by dividing the total hours worked by 1,560 hours as this is the number of hours one annual full-time equivalent employee works in a year (30 hours per week for 52 weeks).
- **LOCALS EMPLOYED** is the number of monthly employees that are local to the region, as reported by fund recipients in their monthly progress reports. The percentage of monthly employees that are local is calculated by dividing local monthly employees by total monthly employees.
- **MĀORI EMPLOYED** is the number of monthly employees that are Māori, as reported by fund recipients in their monthly progress reports. The percentage of monthly employees that are Māori is calculated by dividing Māori monthly employees by total monthly employees.



Table of contents

Introduction
Explanation of Terms
Page 2

Overview
4

Quarter Activity
5

Total Activity
6

Projects Completed - Case Studies
7

All Projects Completed
8

Regional Summary - Contracted and Paid Funding by Region
9

Regional Summary - Map of Contracted Funding by Allocation
10

Regional Summary - Monthly, Local, Māori Employees by Region
11

Total Activity and Contracted Projects by Region
Page 12 onwards

Regional Infrastructure Fund

OVERVIEW

As at December 2025 Quarter

The \$1.2 billion Regional Infrastructure Fund (RIF) is the Government's commitment to investing in and improving New Zealand's regional infrastructure.

The RIF delivers on the Government's promise to address the regional infrastructure deficit. It will help boost the New Zealand economy, increase regional prosperity, and create jobs. It is administered by Kānoa – MBIE's Regional Economic Development & Investment Unit.

The RIF is a capital fund. Funding support will primarily be provided through a mix of loan and equity investments, although some grants were provided in the early stages of the RIF, particularly for flood resilience. The RIF prioritises loans and equity because these provide for a return of capital which can be used for future investments and it ensures strong commercial incentives on co-investors. Co-funding is expected in most cases.

Five priority areas have been identified to guide RIF investments - Resilience, Energy, Enabling Growth, Māori Economic Development and Water Storage. The priority areas have been identified as key elements that impact the productivity or resilience of the regions.



359

TOTAL
APPLICATIONS



121

APPLICATIONS
APPROVED



67

CONTRACTED
PROJECTS



10

COMPLETED
PROJECTS



\$296.2M

CONTRACTED



\$257.0M

CO-FUNDING



\$553.2M

TOTAL VALUE

DECEMBER 2025 QUARTER ACTIVITY

REGIONAL INFRASTRUCTURE FUND

PROJECTS THIS QUARTER



59
APPLICATIONS

44
APPROVED

7
CONTRACTED

1
COMPLETED

FUNDING THIS QUARTER



\$182.6M
APPROVED

\$64.1M
CONTRACTED

\$17.9M
PAID

\$201.3M
TOTAL VALUE

WORK THIS QUARTER



1,748
MONTHLY EMPLOYEES

75,769
HOURS WORKED

48.6
ANNUAL FTEs

72.4%
LOCALS EMPLOYED

ALLOCATIONS APPROVED THIS QUARTER




\$98.6M
RESILIENCE



\$0.0
ENERGY



\$65.3M
ENABLING GROWTH



\$12.7M
MĀORI ECONOMIC
DEVELOPMENT



\$2.0M
WATER STORAGE

TOTAL ACTIVITY TO DECEMBER 2025

REGIONAL INFRASTRUCTURE FUND

PROJECTS



359
APPLICATIONS

121
APPROVED

67
CONTRACTED

10
COMPLETED

FUNDING



\$578.8M
APPROVED

\$296.2M
CONTRACTED

\$60.6M
PAID

\$553.2M
TOTAL VALUE

WORKERS



6,985
MONTHLY EMPLOYEES

256,910
HOURS WORKED

164.7
ANNUAL FTEs

75.2%
LOCALS EMPLOYED

ALLOCATIONS APPROVED



\$246.5M
RESILIENCE



\$33.0M
ENERGY



\$88.1M
ENABLING GROWTH



\$38.1M
MĀORI ECONOMIC
DEVELOPMENT



\$145.1M
WATER STORAGE

PROJECTS COMPLETED - CASE STUDIES

REGIONAL INFRASTRUCTURE FUND



GWRC - Waipōua - Site 3 - Waipōua SH2 bridge Left bank protection, Waipōua Awa

This project stabilised the True Left Bank of the Waipōua River to reduce lateral erosion and control river flow. This safeguards the SH2 bridge from flood damage and preserves public access along the riverbank footpath.

Wairarapa

REGION

\$80K

CONTRACTED

Grant

FUNDING TYPE

\$53K

CO-FUNDING

\$133K

TOTAL VALUE



GWRC - Waipōua - Site 4 - Waipōua Industrial Site - Akura Road, Waipōua Awa

This project fixed the erosion scarp that developed on the True Right Bank of the Waipōua River. It stops further damage from lateral erosion and protects adjacent infrastructure and property.

Wairarapa

REGION

\$880K

CONTRACTED

Grant

FUNDING TYPE

\$587K

CO-FUNDING

\$1.47M

TOTAL VALUE

ALL PROJECTS COMPLETED

REGIONAL INFRASTRUCTURE FUND

COMPLETED PROJECTS

Region	Title	Funding type	Allocation	Contract funding	Total value
Southland	Environment Southland - Aparima Catchment Flood Protection Upgrade	Grant	RIF Resilience	\$0.30M	\$0.50M
Wairarapa	GWRC - Site 1 - River Road, Masterton Stage 2, Ruamāhanga Awa	Grant	RIF Resilience	\$1.48M	\$2.47M
Wairarapa	GWRC - Site 11 - Pukio East Stopbank	Grant	RIF Resilience	\$0.54M	\$0.90M
Wairarapa	GWRC - Site 2 - River Road, Masterton, Stage 3, Ruamāhanga Awa	Grant	RIF Resilience	\$2.11M	\$3.52M
Wairarapa	GWRC - Waingawa - Site 8 - Waingawa River Hood Aerodrome	Grant	RIF Resilience	\$0.95M	\$1.58M
Wairarapa	GWRC - Waipōua - Site 3 - Waipōua SH2 bridge Left bank protection, Waipōua Awa	Grant	RIF Resilience	\$0.08M	\$0.13M
Wairarapa	GWRC - Waipōua - Site 4 - Waipōua Industrial Site - Akura Road, Waipōua Awa	Grant	RIF Resilience	\$0.88M	\$1.47M
Tai Tokerau/Northland	Northland Regional Council - Quarry Road - Phase 1	Grant	RIF Resilience	\$0.30M	\$0.50M
Tai Tokerau/Northland	Northland Regional Council - Quarry Road - Phase 2	Grant	RIF Resilience	\$0.36M	\$0.60M
Waikato	Waikato Regional Council - Kirikiri Stopbank Upgrade	Grant	RIF Resilience	\$3.06M	\$5.10M
Total				\$10.06M	\$16.77M



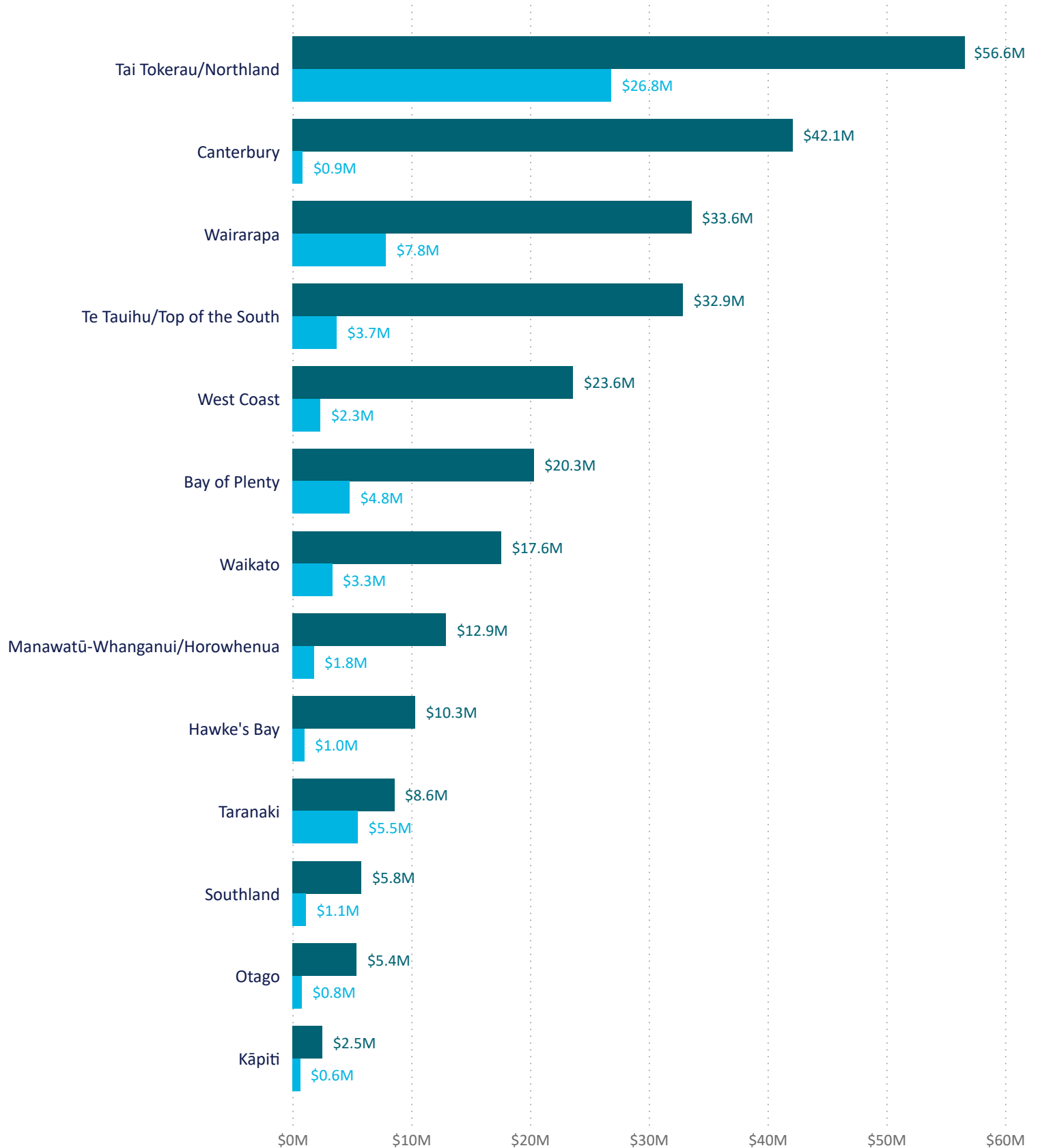
Grants have been the predominant funding type so far, as grants for flood resilience projects were the first to be contracted.

REGIONAL SUMMARY

REGIONAL INFRASTRUCTURE FUND

TOTAL GOVERNMENT FUNDING CONTRACTED & PAID BY REGION

● CONTRACTED FUNDING ● PAID FUNDING

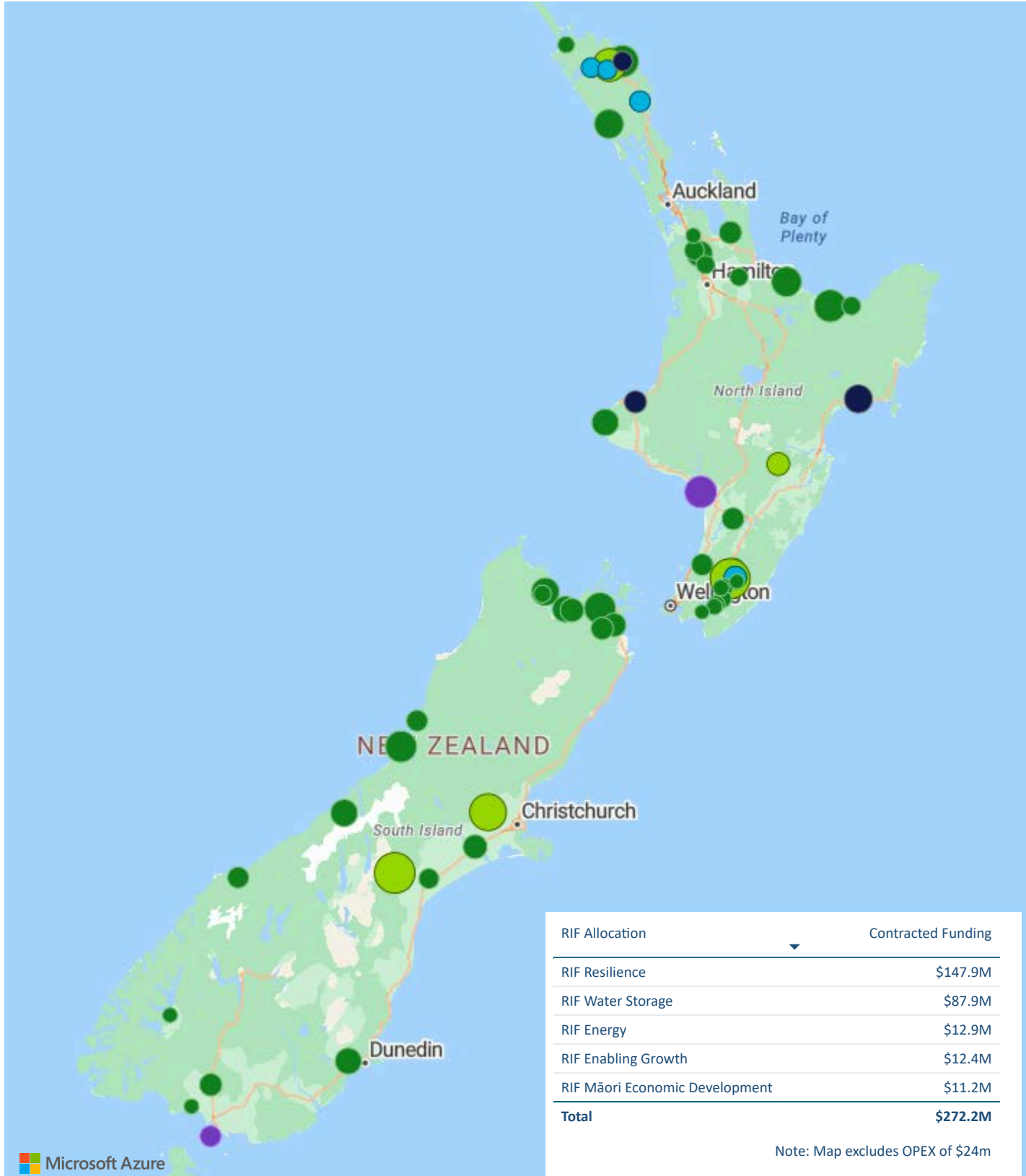


Contracted funding may be drawn down and paid out progressively over time, not all at once.

REGIONAL SUMMARY

REGIONAL INFRASTRUCTURE FUND

GOVERNMENT FUNDING CONTRACTED BY REGION AND RIF ALLOCATION



● RIF Resilience
 ● RIF Water Storage
 ● RIF Energy
 ● RIF Enabling Growth
 ● RIF Māori Economic Development



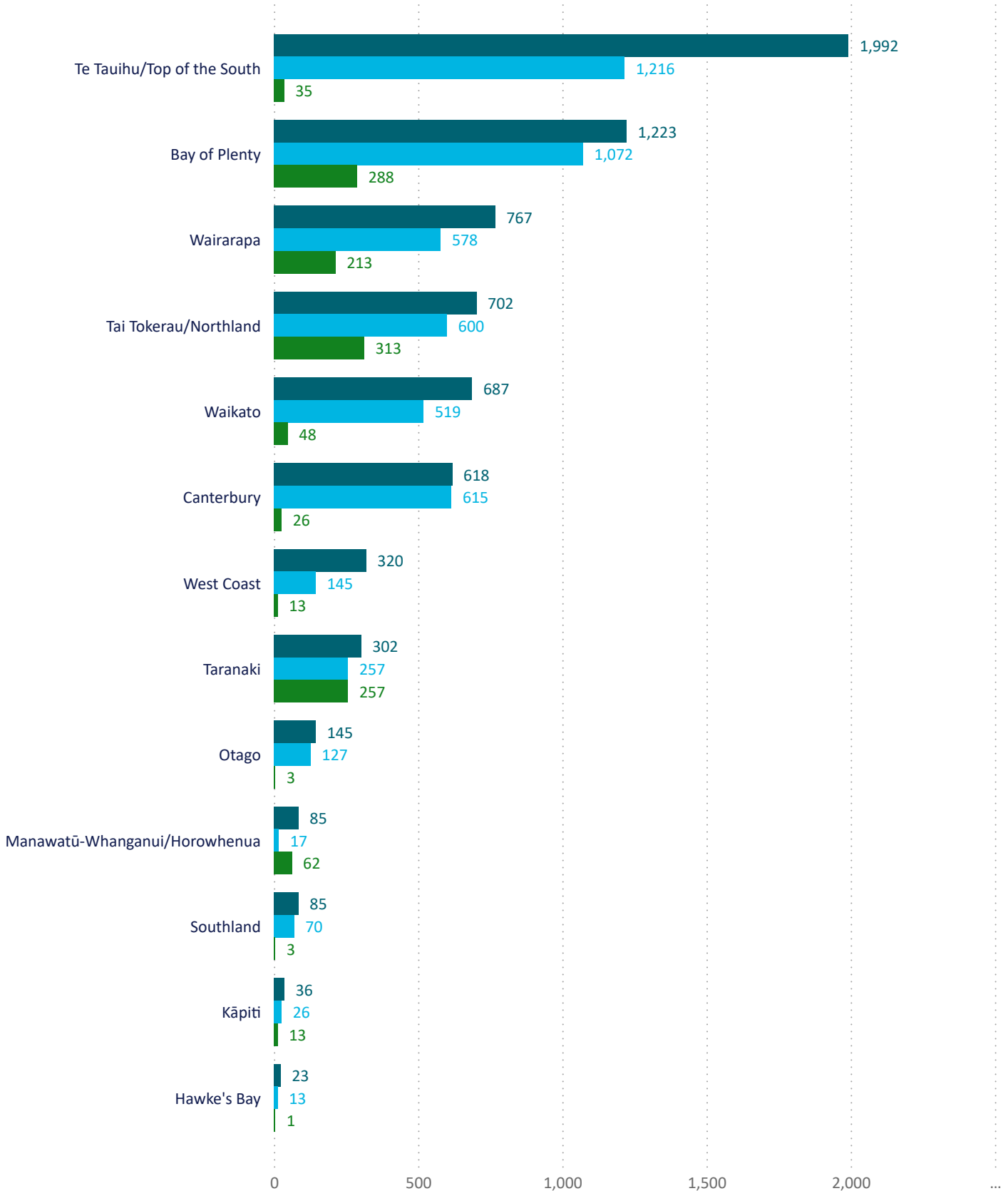
Resilience is the largest allocation so far, as flood resilience projects were the first to be contracted.

REGIONAL SUMMARY

REGIONAL INFRASTRUCTURE FUND

TOTAL MONTHLY, LOCAL, MĀORI EMPLOYEES BY REGION

● TOTAL MONTHLY EMPLOYEES ● LOCAL EMPLOYEES ● MĀORI EMPLOYEES





REGION

Tai Tokerau/Northland



TOTAL ACTIVITY TO DEC 2025

REGIONAL INFRASTRUCTURE FUND

PROJECTS

Note: summing all region data may not add to totals shown elsewhere in this report as cross-regional / national projects are not included here



59

APPLICATIONS

14

APPROVED

11

CONTRACTED

2

COMPLETED

FUNDING



\$94.4M

APPROVED

\$56.6M

CONTRACTED

\$26.8M

PAID

\$69.0M

TOTAL VALUE

WORKERS



702

MONTHLY EMPLOYEES

24,381

HOURS WORKED

15.6

ANNUAL FTEs

85.5%

LOCALS EMPLOYED

ALLOCATIONS APPROVED



This section does not sum to Approved Funding amount above, as one project does not yet have an allocation recorded.



\$20.2M

RESILIENCE



\$7.9M

ENERGY



\$0.0

ENABLING GROWTH



\$1.6M

MĀORI ECONOMIC DEVELOPMENT



\$60.7M

WATER STORAGE

REGION

Tai Tokerau/Northland



CONTRACTED PROJECTS

Region	Title	Funding type	Allocation	Contract funding	Total value
Tai Tokerau/Northland	Commissioning Infrastructure and Mid North Pipeline - Otawere Reservoir	Loan	RIF Water Storage	\$11.00M	\$11.00M
Tai Tokerau/Northland	Dargaville Te Kōpuru Stopbank (RIF Tranche 1) - Te Tai Tokerau Water Trust	Grant	RIF Resilience	\$7.80M	\$13.00M
Tai Tokerau/Northland	Haruru Falls Roding Resilience	Grant	RIF Māori Economic Development	\$1.57M	\$2.05M
Tai Tokerau/Northland	Horeke Valley Energy Infrastructure Upgrade	Grant	RIF Energy	\$1.54M	\$1.88M
Tai Tokerau/Northland	Northland Energy Bridge Investigations	Grant	RIF Energy	\$2.00M	\$2.00M
Tai Tokerau/Northland	Northland Regional Council - Quarry Road - Phase 1	Grant	RIF Resilience	\$0.30M	\$0.50M
Tai Tokerau/Northland	Northland Regional Council - Quarry Road - Phase 2	Grant	RIF Resilience	\$0.36M	\$0.60M
Tai Tokerau/Northland	Overhaul and Modernise Key Visitor Infrastructure at Waitangi	Grant	RIF Resilience	\$10.20M	\$10.65M
Tai Tokerau/Northland	Te Kao Community Microgrid	Grant	RIF Energy	\$3.00M	\$4.00M
Tai Tokerau/Northland	Te Waihekeora Pipe Network Extension (Kaipara Pipeline)	Loan	RIF Water Storage	\$17.50M	\$21.60M
Tai Tokerau/Northland	Waimamaku Community Solar	Grant	RIF Energy	\$1.35M	\$1.69M
Total				\$56.62M	\$68.96M



REGION

Waikato



TOTAL ACTIVITY TO DEC 2025

REGIONAL INFRASTRUCTURE FUND

PROJECTS

Note: summing all region data may not add to totals shown elsewhere in this report as cross-regional / national projects are not included here



44

APPLICATIONS

11

APPROVED

7

CONTRACTED

1

COMPLETED

FUNDING



\$27.3M

APPROVED

\$17.6M

CONTRACTED

\$3.3M

PAID

\$28.3M

TOTAL VALUE

WORKERS



687

MONTHLY EMPLOYEES

20,220

HOURS WORKED

13.0

ANNUAL FTEs

75.5%

LOCALS EMPLOYED

ALLOCATIONS APPROVED



\$22.3M

RESILIENCE



\$5.0M

ENERGY



\$0.0

ENABLING GROWTH



\$0.0

MĀORI ECONOMIC DEVELOPMENT



\$0.0

WATER STORAGE



REGION

Waikato



CONTRACTED PROJECTS

Region	Title	Funding type	Allocation	Contract funding	Total value
Waikato	Supercritical Geothermal Energy	Grant	RIF Energy	\$5.00M	\$5.00M
Waikato	Waikato Regional Council - Island Block Pump Station	Grant	RIF Resilience	\$1.68M	\$3.70M
Waikato	Waikato Regional Council - Kirikiri Stopbank Upgrade	Grant	RIF Resilience	\$3.06M	\$5.10M
Waikato	Waikato Regional Council - Lower Waikato Floodgate Programme	Grant	RIF Resilience	\$1.20M	\$2.00M
Waikato	Waikato Regional Council - Lower Waikato Stopbank Upgrade	Grant	RIF Resilience	\$5.22M	\$10.00M
Waikato	Waikato Regional Council - Mangatawhiri Pumpstation Infrastructure	Grant	RIF Resilience	\$0.32M	\$0.65M
Waikato	Waikato Regional Council - Thames Valley Diversion Channel Upgrade	Grant	RIF Resilience	\$1.08M	\$1.80M
Total				\$17.56M	\$28.25M



REGION

Bay of Plenty



TOTAL ACTIVITY TO DEC 2025

REGIONAL INFRASTRUCTURE FUND

PROJECTS

Note: summing all region data may not add to totals shown elsewhere in this report as cross-regional / national projects are not included here



33

APPLICATIONS

11

APPROVED

3

CONTRACTED

0

COMPLETED

FUNDING



\$58.4M

APPROVED

\$20.3M

CONTRACTED

\$4.8M

PAID

\$39.0M

TOTAL VALUE

WORKERS



1,223

MONTHLY EMPLOYEES

46,690

HOURS WORKED

29.9

ANNUAL FTEs

87.7%

LOCALS EMPLOYED

ALLOCATIONS APPROVED



\$29.4M

RESILIENCE



\$4.8M

ENERGY



\$12.5M

ENABLING GROWTH



\$11.7M

MĀORI ECONOMIC DEVELOPMENT



\$0.0

WATER STORAGE



REGION

Bay of Plenty



CONTRACTED PROJECTS

Region	Title	Funding type	Allocation	Contract funding	Total value
Bay of Plenty	Bay of Plenty Regional Council - Kaituna Catchment Control Scheme Upgrades	Grant	RIF Resilience	\$8.42M	\$17.41M
Bay of Plenty	Bay of Plenty Regional Council - Project Future Proof Whakatāne-Tauranga Rivers Scheme	Grant	RIF Resilience	\$10.69M	\$17.82M
Bay of Plenty	Bay of Plenty Regional Council - Waioeka Otara Rivers Scheme Stopbank Upgrades	Grant	RIF Resilience	\$1.20M	\$3.74M
Total				\$20.31M	\$38.97M



REGION

Tairāwhiti/East Coast



TOTAL ACTIVITY TO DEC 2025

REGIONAL INFRASTRUCTURE FUND

PROJECTS

Note: summing all region data may not add to totals shown elsewhere in this report as cross-regional / national projects are not included here



11

APPLICATIONS

2

APPROVED

0

CONTRACTED

0

COMPLETED

FUNDING



\$14.9M

APPROVED

\$0.0

CONTRACTED

\$0.0

PAID

\$0.0

TOTAL VALUE

WORKERS



0

MONTHLY EMPLOYEES

0

HOURS WORKED

0.0

ANNUAL FTEs

0.0%

LOCALS EMPLOYED

ALLOCATIONS APPROVED



\$0.0

RESILIENCE



\$0.0

ENERGY



\$0.0

ENABLING GROWTH



\$11.9M

MĀORI ECONOMIC DEVELOPMENT



\$3.0M

WATER STORAGE



REGION

Hawke's Bay



TOTAL ACTIVITY TO DEC 2025

REGIONAL INFRASTRUCTURE FUND

PROJECTS

Note: summing all region data may not add to totals shown elsewhere in this report as cross-regional / national projects are not included here



22

APPLICATIONS

6

APPROVED

3

CONTRACTED

0

COMPLETED

FUNDING



\$45.7M

APPROVED

\$10.3M

CONTRACTED

\$1.0M

PAID

\$16.4M

TOTAL VALUE

WORKERS



23

MONTHLY EMPLOYEES

1,586

HOURS WORKED

1.0

ANNUAL FTEs

56.5%

LOCALS EMPLOYED

ALLOCATIONS APPROVED



\$0.5M

RESILIENCE



\$0.0

ENERGY



\$33.0M

ENABLING GROWTH



\$9.2M

MĀORI ECONOMIC DEVELOPMENT



\$3.0M

WATER STORAGE



REGION

Hawke's Bay



CONTRACTED PROJECTS

Region	Title	Funding type	Allocation	Contract funding	Total value
Hawke's Bay	Operations Depot Resilience Infrastructure	Grant	RIF Resilience	\$0.50M	\$0.63M
Hawke's Bay	Tukituki Water Security Project	Grant	RIF Water Storage	\$3.00M	\$6.00M
Hawke's Bay	Wairoa Horticultural Infrastructure and Resilience Project	Loan	RIF Māori Economic Development	\$6.83M	\$9.75M
Total				\$10.33M	\$16.37M



REGION

Taranaki



TOTAL ACTIVITY TO DEC 2025

REGIONAL INFRASTRUCTURE FUND

PROJECTS

Note: summing all region data may not add to totals shown elsewhere in this report as cross-regional / national projects are not included here



11

APPLICATIONS

3

APPROVED

2

CONTRACTED

0

COMPLETED

FUNDING



\$9.5M

APPROVED

\$8.6M

CONTRACTED

\$5.5M

PAID

\$12.4M

TOTAL VALUE

WORKERS



302

MONTHLY EMPLOYEES

7,676

HOURS WORKED

4.9

ANNUAL FTEs

85.1%

LOCALS EMPLOYED

ALLOCATIONS APPROVED



\$5.8M

RESILIENCE



\$0.0

ENERGY



\$0.0

ENABLING GROWTH



\$3.7M

MĀORI ECONOMIC DEVELOPMENT



\$0.0

WATER STORAGE



REGION

Taranaki



CONTRACTED PROJECTS

Region	Title	Funding type	Allocation	Contract funding	Total value
Taranaki	Ngā Wāhi Tapu o Pukerangiora	Grant	RIF Māori Economic Development	\$2.77M	\$5.08M
Taranaki	Parihaka Wastewater Project	Grant	RIF Resilience	\$5.80M	\$7.30M
Total				\$8.57M	\$12.38M



REGION

Manawatū-Whanganui/Horowhenua



TOTAL ACTIVITY TO DEC 2025

REGIONAL INFRASTRUCTURE FUND

PROJECTS

Note: summing all region data may not add to totals shown elsewhere in this report as cross-regional / national projects are not included here



29

APPLICATIONS

3

APPROVED

2

CONTRACTED

0

COMPLETED

FUNDING



\$20.8M

APPROVED

\$12.9M

CONTRACTED

\$1.8M

PAID

\$16.1M

TOTAL VALUE

WORKERS



85

MONTHLY EMPLOYEES

5,846

HOURS WORKED

3.7

ANNUAL FTEs

20.0%

LOCALS EMPLOYED

ALLOCATIONS APPROVED



\$10.7M

RESILIENCE



\$0.0

ENERGY



\$10.2M

ENABLING GROWTH



\$0.0

MĀORI ECONOMIC DEVELOPMENT



\$0.0

WATER STORAGE



REGION

Manawatū-Whanganui/Horowhenua



CONTRACTED PROJECTS

Region	Title	Funding type	Allocation	Contract funding	Total value
Manawatū-Whanganui/Horowhenua	Rātana Pā Revitalising Infrastructure	Grant	RIF Enabling Growth	\$10.15M	\$10.15M
Manawatū-Whanganui/Horowhenua	Up-Scaling UV Disinfection Manufacturing	Loan	RIF Resilience	\$2.78M	\$5.91M
Total				\$12.93M	\$16.06M



REGION

Kāpiti



TOTAL ACTIVITY TO DEC 2025

REGIONAL INFRASTRUCTURE FUND

PROJECTS

Note: summing all region data may not add to totals shown elsewhere in this report as cross-regional / national projects are not included here



7

APPLICATIONS

1

APPROVED

1

CONTRACTED

0

COMPLETED

FUNDING



\$2.5M

APPROVED

\$2.5M

CONTRACTED

\$632.6K

PAID

\$4.2M

TOTAL VALUE

WORKERS



36

MONTHLY EMPLOYEES

4,815

HOURS WORKED

3.1

ANNUAL FTEs

72.2%

LOCALS EMPLOYED

ALLOCATIONS APPROVED



\$2.5M

RESILIENCE



\$0.0

ENERGY



\$0.0

ENABLING GROWTH



\$0.0

MĀORI ECONOMIC DEVELOPMENT



\$0.0

WATER STORAGE



REGION

Kāpiti



CONTRACTED PROJECTS

Region	Title	Funding type	Allocation	Contract funding	Total value
Kāpiti	GWRC - Ōtaki - Site 9 - Ōtaki Cliffs, Ōtaki Awa	Grant	RIF Resilience	\$2.50M	\$4.17M
Total				\$2.50M	\$4.17M



REGION

Wairarapa



TOTAL ACTIVITY TO DEC 2025

REGIONAL INFRASTRUCTURE FUND

PROJECTS

Note: summing all region data may not add to totals shown elsewhere in this report as cross-regional / national projects are not included here



25

APPLICATIONS

17

APPROVED

16

CONTRACTED

6

COMPLETED

FUNDING



\$37.4M

APPROVED

\$33.6M

CONTRACTED

\$7.8M

PAID

\$47.6M

TOTAL VALUE

WORKERS



767

MONTHLY EMPLOYEES

77,327

HOURS WORKED

49.6

ANNUAL FTEs

75.4%

LOCALS EMPLOYED

ALLOCATIONS APPROVED



\$13.6M

RESILIENCE



\$0.0

ENERGY



\$3.8M

ENABLING GROWTH



\$0.0

MĀORI ECONOMIC DEVELOPMENT



\$20.0M

WATER STORAGE

REGION

Wairarapa



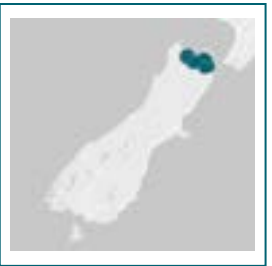
CONTRACTED PROJECTS

Region	Title	Funding type	Allocation	Contract funding	Total value
Wairarapa	Carterton Water Storage Project	Loan	RIF Water Storage	\$20.00M	\$25.00M
Wairarapa	GWRC - Fish Passages - Site 12 - Fish Passage upgrades	Grant	RIF Resilience	\$0.22M	\$0.37M
Wairarapa	GWRC - Site 1 - River Road, Masterton Stage 2, Ruamāhanga Awa	Grant	RIF Resilience	\$1.48M	\$2.47M
Wairarapa	GWRC - Site 10 - Tawaha Sill, Ruamāhanga Awa	Grant	RIF Resilience	\$1.02M	\$1.70M
Wairarapa	GWRC - Site 11 - Pukio East Stopbank	Grant	RIF Resilience	\$0.54M	\$0.90M
Wairarapa	GWRC - Site 14 - Homebush Wastewater Treatment Plant Resilience works	Grant	RIF Resilience	\$0.27M	\$0.45M
Wairarapa	GWRC - Site 15 - Upper Buffer Establishment	Grant	RIF Resilience	\$2.16M	\$3.60M
Wairarapa	GWRC - Site 2 - River Road, Masterton, Stage 3, Ruamāhanga Awa	Grant	RIF Resilience	\$2.11M	\$3.52M
Wairarapa	GWRC - Site 6 - Awaroa Sill, Ruamāhanga Awa	Grant	RIF Resilience	\$0.53M	\$0.88M
Wairarapa	GWRC - Waingawa - Site 13 - South Masterton Stopbank, Waingawa Awa	Grant	RIF Resilience	\$0.52M	\$0.87M
Wairarapa	GWRC - Waingawa - Site 7 - Masterton Raw Water Supply, Waingawa Awa	Grant	RIF Resilience	\$0.57M	\$0.95M
Wairarapa	GWRC - Waingawa - Site 8 - Waingawa River Hood Aerodrome	Grant	RIF Resilience	\$0.95M	\$1.58M
Wairarapa	GWRC - Waiōhine - Site 5 - Fullers Bend, Waiōhine Awa	Grant	RIF Resilience	\$1.39M	\$2.32M
Wairarapa	GWRC - Waipōua - Site 3 - Waipōua SH2 bridge Left bank protection, Waipōua Awa	Grant	RIF Resilience	\$0.08M	\$0.13M
Wairarapa	GWRC - Waipōua - Site 4 - Waipōua Industrial Site - Akura Road, Waipōua Awa	Grant	RIF Resilience	\$0.88M	\$1.47M
Wairarapa	GWRC - Whakawhiriwhiri - Site 16 - Whakawhiriwhiri Stream - project re-scope, Whakawhiriwhiri Awa	Grant	RIF Resilience	\$0.86M	\$1.43M
Total				\$33.58M	\$47.63M



REGION

Te Taihū/Top of the South



TOTAL ACTIVITY TO DEC 2025

REGIONAL INFRASTRUCTURE FUND

PROJECTS

Note: summing all region data may not add to totals shown elsewhere in this report as cross-regional / national projects are not included here



23

APPLICATIONS

12

APPROVED

7

CONTRACTED

0

COMPLETED

FUNDING



\$67.6M

APPROVED

\$32.9M

CONTRACTED

\$3.7M

PAID

\$60.8M

TOTAL VALUE

WORKERS



1,992

MONTHLY EMPLOYEES

39,606

HOURS WORKED

25.4

ANNUAL FTEs

61.0%

LOCALS EMPLOYED

ALLOCATIONS APPROVED



\$54.7M

RESILIENCE



\$0.0

ENERGY



\$12.9M

ENABLING GROWTH



\$0.0

MĀORI ECONOMIC DEVELOPMENT

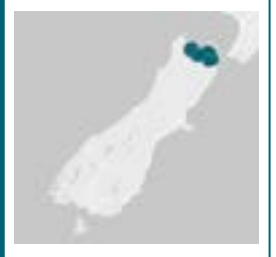


\$0.0

WATER STORAGE

**REGION**

Te Taiihu/Top of the South

**CONTRACTED PROJECTS**

Region	Title	Funding type	Allocation	Contract funding	Total value
Te Taiihu/Top of the South	Marlborough District Council - Lower Wairau Flood Capacity Upgrade	Grant	RIF Resilience	\$3.60M	\$8.70M
Te Taiihu/Top of the South	Marlborough District Council - Wairau River Flood Protection Scheme	Grant	RIF Resilience	\$2.88M	\$4.80M
Te Taiihu/Top of the South	Marlborough Sounds Marine Access - Havelock	Loan	RIF Resilience	\$9.89M	\$19.79M
Te Taiihu/Top of the South	Nelson City Council - Maitai Flood Management Project	Grant	RIF Resilience	\$5.40M	\$9.00M
Te Taiihu/Top of the South	Nelson City Council - Nelson Floods Repairs / Flood Risk Protection	Grant	RIF Resilience	\$3.60M	\$6.00M
Te Taiihu/Top of the South	Tasman District Council - Lower Motueka River Stopbank Refurbishment	Grant	RIF Resilience	\$6.60M	\$11.00M
Te Taiihu/Top of the South	Tasman District Council - Peach Island Stopbank Repair	Grant	RIF Resilience	\$0.90M	\$1.50M
Total				\$32.87M	\$60.79M



REGION

West Coast



TOTAL ACTIVITY TO DEC 2025

REGIONAL INFRASTRUCTURE FUND

PROJECTS

Note: summing all region data may not add to totals shown elsewhere in this report as cross-regional / national projects are not included here



17

APPLICATIONS

8

APPROVED

5

CONTRACTED

0

COMPLETED

FUNDING



\$33.7M

APPROVED

\$23.6M

CONTRACTED

\$2.3M

PAID

\$55.9M

TOTAL VALUE

WORKERS



320

MONTHLY EMPLOYEES

8,417

HOURS WORKED

5.4

ANNUAL FTEs

45.3%

LOCALS EMPLOYED

ALLOCATIONS APPROVED



\$33.7M

RESILIENCE



\$0.0

ENERGY



\$0.0

ENABLING GROWTH



\$0.0

MĀORI ECONOMIC DEVELOPMENT



\$0.0

WATER STORAGE



REGION

West Coast



CONTRACTED PROJECTS

Region	Title	Funding type	Allocation	Contract funding	Total value
West Coast	Greymouth Port Infrastructure	Loan	RIF Resilience	\$2.30M	\$20.19M
West Coast	Hokitika Airport Redevelopment	Loan	RIF Resilience	\$9.80M	\$16.40M
West Coast	Jackson Bay Wharf Upgrade	Grant	RIF Resilience	\$2.31M	\$3.30M
West Coast	West Coast Regional Council - Stopbank - Waiho River Northside Havill Wall Extension and Southside Protection	Grant	RIF Resilience	\$6.00M	\$10.00M
West Coast	Westport Harbour Infrastructure	Loan	RIF Resilience	\$3.22M	\$6.02M
Total				\$23.62M	\$55.90M



REGION

Canterbury



TOTAL ACTIVITY TO DEC 2025

REGIONAL INFRASTRUCTURE FUND

PROJECTS

Note: summing all region data may not add to totals shown elsewhere in this report as cross-regional / national projects are not included here



26

APPLICATIONS

14

APPROVED

5

CONTRACTED

0

COMPLETED

FUNDING



\$73.5M

APPROVED

\$42.1M

CONTRACTED

\$857.6K

PAID

\$158.4M

TOTAL VALUE

WORKERS



618

MONTHLY EMPLOYEES

10,584

HOURS WORKED

6.8

ANNUAL FTEs

99.5%

LOCALS EMPLOYED

ALLOCATIONS APPROVED



\$17.1M

RESILIENCE



\$0.0

ENERGY



\$0.0

ENABLING GROWTH



\$0.0

MĀORI ECONOMIC DEVELOPMENT



\$56.4M

WATER STORAGE



REGION

Canterbury



CONTRACTED PROJECTS

Region	Title	Funding type	Allocation	Contract funding	Total value
Canterbury	Environment Canterbury - Rangitata Flood and Resilience #2	Grant	RIF Resilience	\$1.80M	\$3.00M
Canterbury	Environment Canterbury - Structure Upgrades / Adaptation Works	Grant	RIF Resilience	\$1.50M	\$2.50M
Canterbury	Environment Canterbury - Waitarakao / Washdyke / Seadown Works	Grant	RIF Resilience	\$2.40M	\$4.00M
Canterbury	Opuha Dam and Irrigation Scheme	Loan	RIF Water Storage	\$20.80M	\$84.00M
Canterbury	Waimakariri Irrigation Scheme Upgrade	Loan	RIF Water Storage	\$15.60M	\$64.90M
Total				\$42.10M	\$158.40M



REGION

Chatham Islands



TOTAL ACTIVITY TO DEC 2025

REGIONAL INFRASTRUCTURE FUND

PROJECTS

Note: summing all region data may not add to totals shown elsewhere in this report as cross-regional / national projects are not included here



7

APPLICATIONS

0

APPROVED

0

CONTRACTED

0

COMPLETED

FUNDING



\$0.0

APPROVED

\$0.0

CONTRACTED

\$0.0

PAID

\$0.0

TOTAL VALUE

WORKERS



0

MONTHLY EMPLOYEES

0

HOURS WORKED

0.0

ANNUAL FTEs

0.0%

LOCALS EMPLOYED

ALLOCATIONS APPROVED



\$0.0

RESILIENCE



\$0.0

ENERGY



\$0.0

ENABLING GROWTH



\$0.0

MĀORI ECONOMIC DEVELOPMENT



\$0.0

WATER STORAGE



REGION

Otago



TOTAL ACTIVITY TO DEC 2025

REGIONAL INFRASTRUCTURE FUND

PROJECTS

Note: summing all region data may not add to totals shown elsewhere in this report as cross-regional / national projects are not included here



17

APPLICATIONS

9

APPROVED

1

CONTRACTED

0

COMPLETED

FUNDING



\$20.3M

APPROVED

\$5.4M

CONTRACTED

\$791.0K

PAID

\$9.0M

TOTAL VALUE

WORKERS



145

MONTHLY EMPLOYEES

6,989

HOURS WORKED

4.5

ANNUAL FTEs

87.6%

LOCALS EMPLOYED

ALLOCATIONS APPROVED



\$10.1M

RESILIENCE



\$0.0

ENERGY



\$8.2M

ENABLING GROWTH



\$0.0

MĀORI ECONOMIC DEVELOPMENT



\$2.0M

WATER STORAGE



REGION

Otago



CONTRACTED PROJECTS

Region	Title	Funding type	Allocation	Contract funding	Total value
Otago	Otago Regional Council - West Taieri Resilience Upgrade	Grant	RIF Resilience	\$5.40M	\$9.00M
Total				\$5.40M	\$9.00M



REGION

Southland



TOTAL ACTIVITY TO DEC 2025

REGIONAL INFRASTRUCTURE FUND

PROJECTS

Note: summing all region data may not add to totals shown elsewhere in this report as cross-regional / national projects are not included here



22

APPLICATIONS

9

APPROVED

4

CONTRACTED

1

COMPLETED

FUNDING



\$41.4M

APPROVED

\$5.8M

CONTRACTED

\$1.1M

PAID

\$12.4M

TOTAL VALUE

WORKERS



85

MONTHLY EMPLOYEES

2,773

HOURS WORKED

1.8

ANNUAL FTEs

82.4%

LOCALS EMPLOYED

ALLOCATIONS APPROVED



\$18.5M

RESILIENCE



\$15.4M

ENERGY



\$7.6M

ENABLING GROWTH



\$0.0

MĀORI ECONOMIC DEVELOPMENT



\$0.0

WATER STORAGE



REGION

Southland



CONTRACTED PROJECTS

Region	Title	Funding type	Allocation	Contract funding	Total value
Southland	Environment Southland - Aparima Catchment Flood Protection Upgrade	Grant	RIF Resilience	\$0.30M	\$0.50M
Southland	Environment Southland - Oreti River Catchment Flood Protection Upgrade	Grant	RIF Resilience	\$3.00M	\$5.00M
Southland	Environment Southland - Te Anau Basin Catchment Flood Management Upgrade	Grant	RIF Resilience	\$0.30M	\$0.50M
Southland	Ocean Beach - Aquaculture Centre of Excellence	Loan	RIF Enabling Growth	\$2.20M	\$6.40M
Total				\$5.80M	\$12.40M