

REGIONAL INFRASTRUCTURE FUND QUARTERLY REPORT

JUNE 2025 QUARTER



**MINISTRY OF BUSINESS,
INNOVATION & EMPLOYMENT**
HĪKINA WHAKATUTUKI

Te Kāwanatanga o Aotearoa
New Zealand Government

Regional Infrastructure Fund Quarterly Report

INTRODUCTION

This report provides a quarterly update on the progress of the government's \$1.2 billion Regional Infrastructure Fund, which is administered by the Ministry of Business, Innovation and Employment (MBIE). The figures presented in this report cover applications (including numbers received, approved, and contracted), funding amounts, and resulting employment.

MORE INFORMATION

For further information about the topics covered in this report, visit www.growregions.govt.nz

DISCLAIMER

This document is a guide only. It should not be used as a substitute for legislation or legal advice. MBIE is not responsible for the results of any actions taken on the basis of information in this document, or for any errors or omissions.

EXPLANATION OF TERMS

- TOTAL APPLICATIONS includes applications under consideration and applications approved.
- APPLICATIONS APPROVED includes approved uncontracted-and-contracted projects.
- APPROVED, CONTRACTED, and TOTAL VALUE monetary values for the total fund include \$24m operating expenditure for administering the fund.
- TOTAL VALUE includes the total amount contracted plus co-funding.
- MONTHLY EMPLOYEES is the number of employees working each month on projects, as reported by fund recipients in their monthly progress reports. The term employees is used broadly and can include all types of workers, including part-time, full-time, casual, contracted, permanent or fixed. More precise measures for the work provided by projects are 'hours worked' and 'annual FTEs'.
- HOURS WORKED is the number of hours worked by employees on projects as reported by fund recipients in their monthly progress reports.
- ANNUAL FTE is the equivalent of one full-time employee over a year. Stats NZ defines a full-time employee as 30 or more hours of work per week. The number of annual FTEs is calculated by dividing the total hours worked by 1,560 hours as this is the number of hours one annual full-time equivalent employee works in a year (30 hours per week for 52 weeks).
- LOCALS EMPLOYED is the number of monthly employees that are local to the region, as reported by fund recipients in their monthly progress reports. The percentage of monthly employees that are local is calculated by dividing local monthly employees by total monthly employees.
- MĀORI EMPLOYED is the number of monthly employees that are Māori, as reported by fund recipients in their monthly progress reports. The percentage of monthly employees that are Māori is calculated by dividing Māori monthly employees by total monthly employees.



Table of contents

Introduction
Explanation of Terms
Page 2

Overview
4

Quarter Activity
5

Total Activity
6

Projects Completed - Case Studies
7

All Projects Completed
8

Regional Summary - Contracted and Paid Funding by Region
9

Regional Summary - Map of Contracted Funding by Allocation
10

Regional Summary - Monthly, Local, Māori Employees by Region
11

Total Activity and Contracted Projects by Region
Page 12 onwards

Regional Infrastructure Fund

OVERVIEW

As at June 2025 Quarter

The \$1.2 billion Regional Infrastructure Fund (RIF) is the Government's commitment to investing in and improving New Zealand's regional infrastructure.

The RIF delivers on the Government's promise to address the regional infrastructure deficit. It will help boost the New Zealand economy, increase regional prosperity, and create jobs. It is administered by Kānoa – MBIE's Regional Economic Development & Investment Unit.

The RIF is a capital fund. Funding support will primarily be provided through a mix of loan and equity investments, although some grants were provided in the early stages of the RIF, particularly for flood resilience. The RIF prioritises loans and equity because these provide for a return of capital which can be used for future investments and it ensures strong commercial incentives on co-investors. Co-funding is expected in most cases.

Five priority areas have been identified to guide RIF investments - Resilience, Energy, Enabling Growth, Māori Economic Development and Water Storage. The priority areas have been identified as key elements that impact the productivity or resilience of the regions.



284

TOTAL
APPLICATIONS



71

APPLICATIONS
APPROVED



56

CONTRACTED
PROJECTS



6

COMPLETED
PROJECTS



\$201.8M

CONTRACTED



\$97.6M

CO-FUNDING



\$299.4M

TOTAL VALUE

JUNE 2025 QUARTER ACTIVITY

REGIONAL INFRASTRUCTURE FUND

PROJECTS THIS QUARTER



23

APPLICATIONS

9

APPROVED

8

CONTRACTED

4

COMPLETED

FUNDING THIS QUARTER



\$120.5M

APPROVED

\$45.6M

CONTRACTED

\$22.9M

PAID

\$57.2M

TOTAL VALUE

WORK THIS QUARTER



1,499

MONTHLY EMPLOYEES

44,982

HOURS WORKED

28.8

ANNUAL FTEs

73.3%

LOCALS EMPLOYED

ALLOCATIONS APPROVED THIS QUARTER



\$500K

RESILIENCE



\$28.1M

ENERGY



-\$2.5M

ENABLING GROWTH



\$0.0

MĀORI ECONOMIC
DEVELOPMENT



\$94.4M

WATER STORAGE



A negative figure is possible if a project is re-categorised to another allocation, such as from resilience to water storage.

TOTAL ACTIVITY TO JUNE 2025

REGIONAL INFRASTRUCTURE FUND

PROJECTS



284

APPLICATIONS

71

APPROVED

56

CONTRACTED

6

COMPLETED

FUNDING



\$382.3M

APPROVED

\$201.8M

CONTRACTED

\$30.1M

PAID

\$299.4M

TOTAL VALUE

WORKERS



3,529

MONTHLY EMPLOYEES

124,018

HOURS WORKED

79.5

ANNUAL FTEs

78.4%

LOCALS EMPLOYED

ALLOCATIONS APPROVED



\$185.3M

RESILIENCE




\$39.4M

ENERGY



\$20.6M

ENABLING GROWTH



\$9.6M

MĀORI ECONOMIC
DEVELOPMENT



\$103.4M

WATER STORAGE

PROJECTS COMPLETED - CASE STUDIES

REGIONAL INFRASTRUCTURE FUND

Environment Southland - Aparima Catchment Flood Protection Upgrade



This project has strengthened critical sections of the Aparima Flood Infrastructure Scheme to reduce erosion, improve river stability and increase the capacity of the river channels to handle higher flows.

Southland

REGION

\$300K

CONTRACTED

Grant

FUNDING TYPE

\$200K

CO-FUNDING

\$500K

TOTAL VALUE

GWRC - Site 2 - River Road, Masterton, Stage 3, Ruamāhanga Awa



This project strengthened critical flood infrastructure along the Ruamāhanga River to reduce erosion, improve river stability, and enhance the region's resilience to climate induced flooding.

Wairarapa

REGION

\$2.1M

CONTRACTED

Grant

FUNDING TYPE

\$1.4M

CO-FUNDING

\$3.5M

TOTAL VALUE

ALL PROJECTS COMPLETED

REGIONAL INFRASTRUCTURE FUND

COMPLETED PROJECTS

Region	Title	Funding type	Allocation	Contract funding	Total value
Southland	Environment Southland - Aparima Catchment Flood Protection Upgrade	Grant	RIF Resilience	\$0.3M	\$0.50M
Wairarapa	GWRC - Site 1 - River Road, Masterton Stage 2, Ruamāhanga Awa	Grant	RIF Resilience	\$1.48M	\$2.47M
Wairarapa	GWRC - Site 11 - Pukio East Stopbank	Grant	RIF Resilience	\$0.54M	\$0.90M
Wairarapa	GWRC - Site 2 - River Road, Masterton, Stage 3, Ruamāhanga Awa	Grant	RIF Resilience	\$2.11M	\$3.52M
Wairarapa	GWRC - Waipōua - Site 3 - Waipōua SH2 bridge Left bank protection, Waipōua Awa	Grant	RIF Resilience	\$0.08M	\$0.13M
Wairarapa	GWRC - Waipōua - Site 4 - Waipōua Industrial Site - Akura Road, Waipōua Awa	Grant	RIF Resilience	\$0.88M	\$1.47M
Total				\$5.39M	\$8.98M



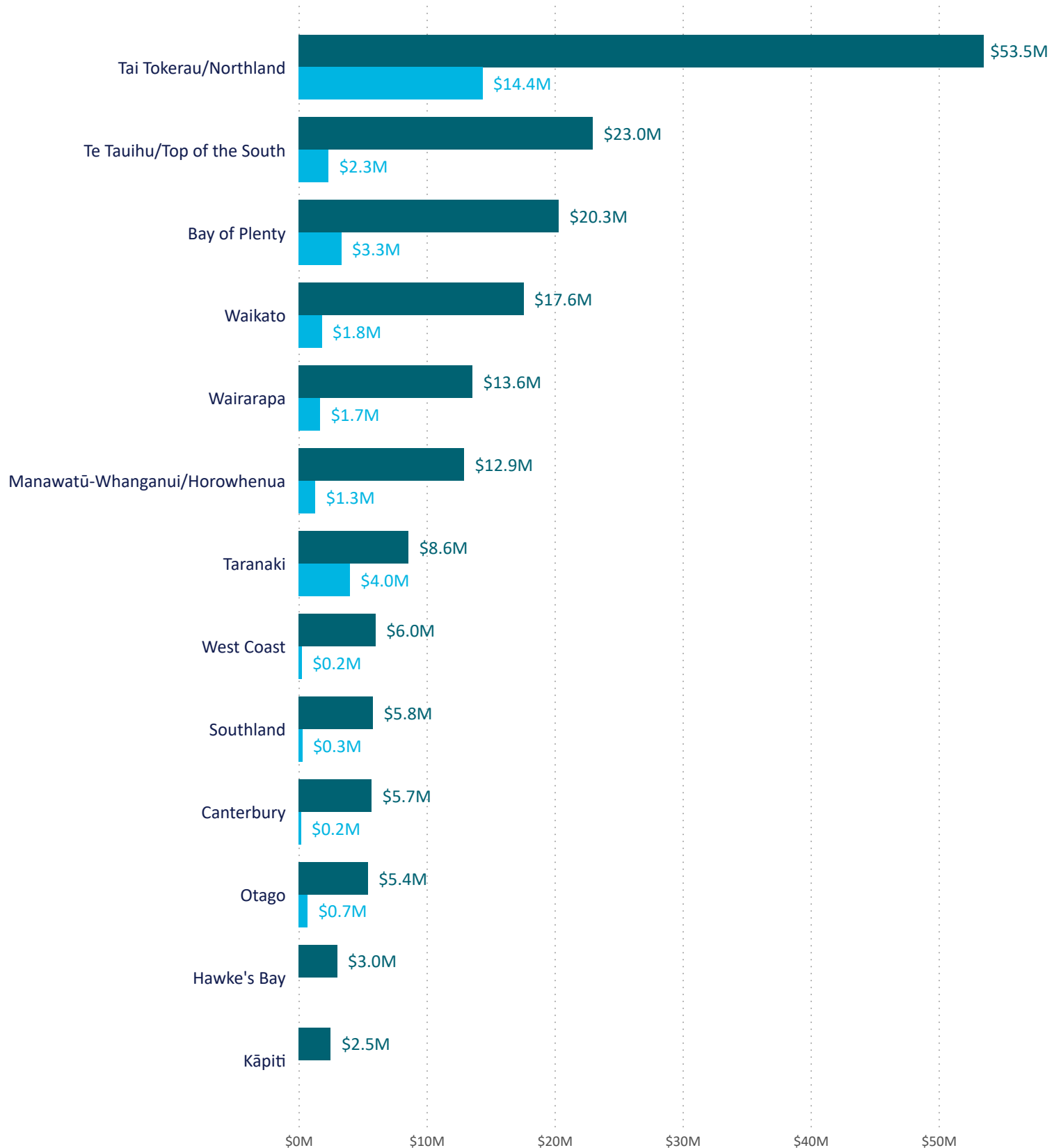
Grants have been the predominant funding type so far, as grants for flood resilience projects were the first to be contracted.

REGIONAL SUMMARY

REGIONAL INFRASTRUCTURE FUND

TOTAL GOVERNMENT FUNDING CONTRACTED & PAID BY REGION

● CONTRACTED FUNDING ● PAID FUNDING

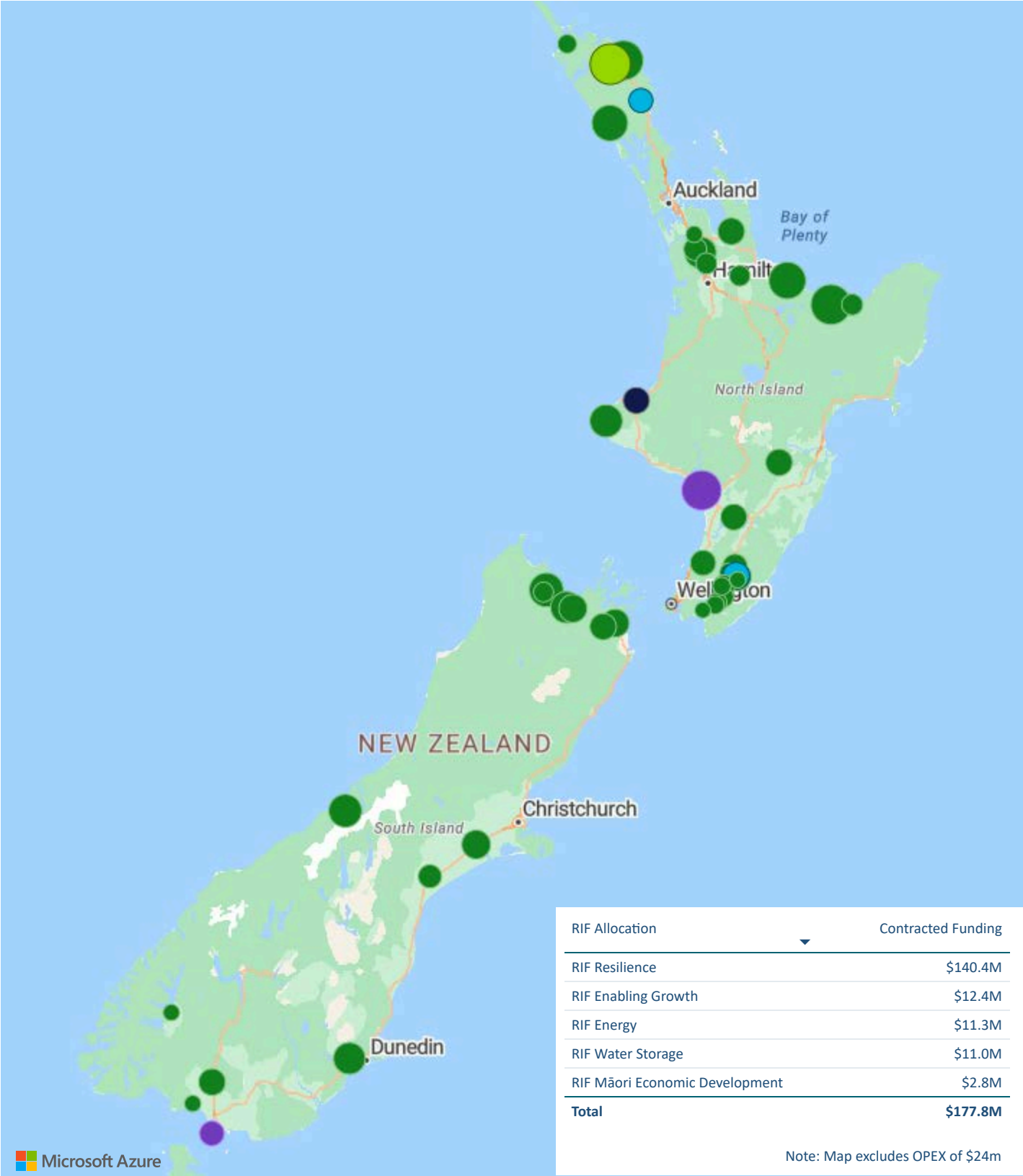


Contracted funding may be drawn down and paid out progressively over time, not all at once.

REGIONAL SUMMARY

REGIONAL INFRASTRUCTURE FUND

GOVERNMENT FUNDING CONTRACTED BY REGION AND RIF ALLOCATION



● RIF Resilience ● RIF Enabling Growth ● RIF Energy ● RIF Water Storage ● RIF Māori Economic Development



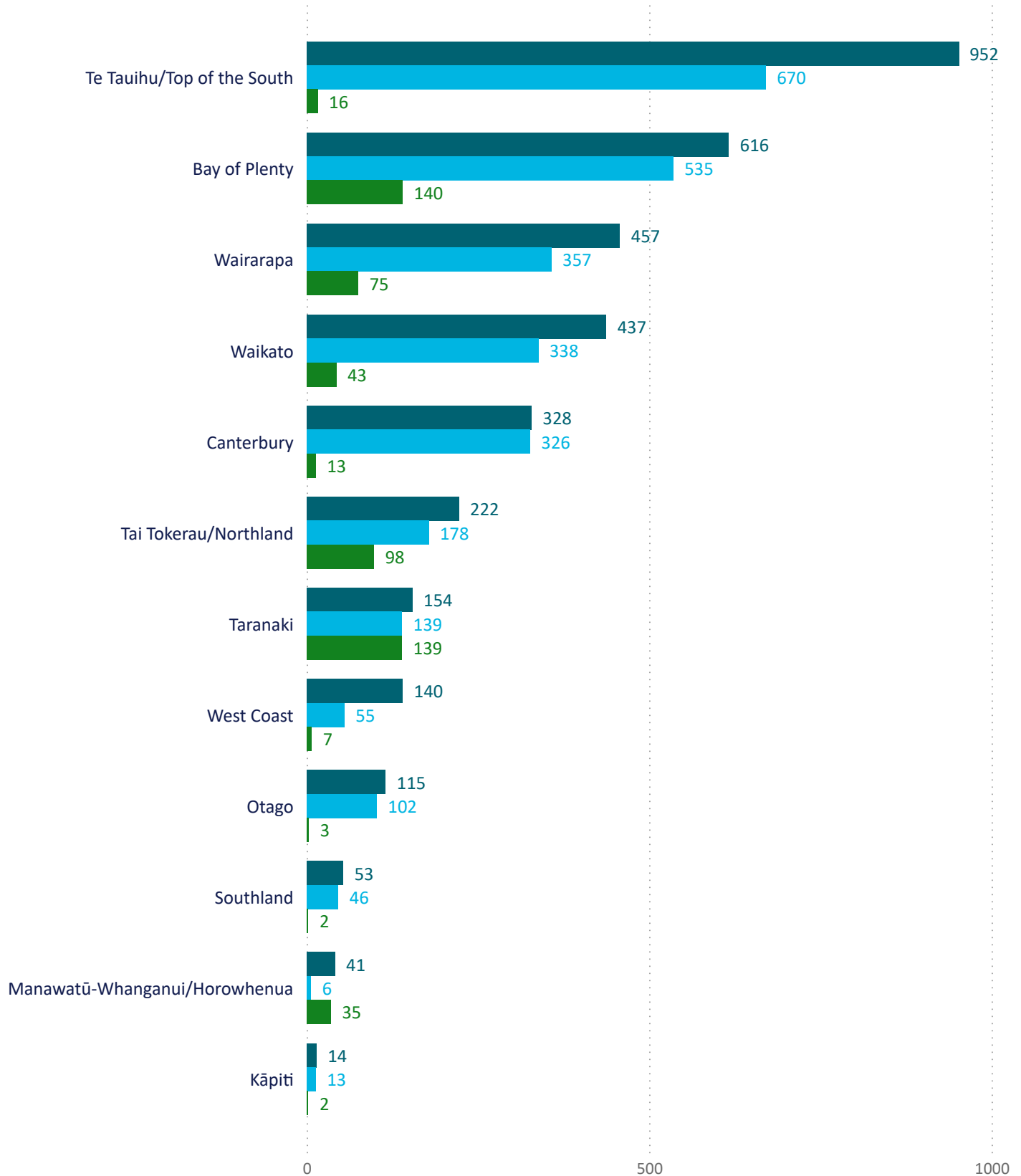
Resilience is the largest allocation so far, as flood resilience projects were the first to be contracted.

REGIONAL SUMMARY

REGIONAL INFRASTRUCTURE FUND

TOTAL MONTHLY, LOCAL, MĀORI EMPLOYEES BY REGION

● TOTAL MONTHLY EMPLOYEES ● LOCALS EMPLOYED ● MĀORI EMPLOYED





REGION

Tai Tokerau/Northland

TOTAL ACTIVITY TO JUNE 2025

REGIONAL INFRASTRUCTURE FUND

PROJECTS

Note: summing all region data may not add to totals shown elsewhere in this report as cross-regional / national projects are not included here



52

APPLICATIONS

10

APPROVED

9

CONTRACTED

0

COMPLETED

FUNDING



\$85.7M

APPROVED

\$53.5M

CONTRACTED

\$14.4M

PAID

\$65.0M

TOTAL VALUE

WORKERS



222

MONTHLY EMPLOYEES

4,826

HOURS WORKED

3.1

ANNUAL FTEs

80.2%

LOCALS EMPLOYED

ALLOCATIONS APPROVED



\$55.4M

RESILIENCE



\$6.3M

ENERGY



\$0.0

ENABLING GROWTH



\$0.0

MĀORI ECONOMIC
DEVELOPMENT



\$24.0M

WATER STORAGE



REGION

Tai Tokerau/Northland

CONTRACTED PROJECTS

Region	Title	Funding type	Allocation	Contract funding	Paid funding	Total value
Tai Tokerau/Northland	Te Waihekeora Pipe Network Extension (Kaipara Pipeline)	Loan	RIF Resilience	\$17.5M	\$1.0M	\$21.6M
Tai Tokerau/Northland	Commissioning Infrastructure and Mid North Pipeline - Otawere Reservoir	Loan	RIF Water Storage	\$11.0M	\$10.0M	\$11.0M
Tai Tokerau/Northland	Overhaul and Modernise Key Visitor Infrastructure at Waitangi	Grant	RIF Resilience	\$10.2M	\$2.0M	\$10.7M
Tai Tokerau/Northland	Dargaville Te Kōpuru Stopbank (RIF Tranche 1) - Te Tai Tokerau Water Trust	Grant	RIF Resilience	\$7.8M		\$13.0M
Tai Tokerau/Northland	Te Kao Community Microgrid	Grant	RIF Energy	\$3.0M		\$4.0M
Tai Tokerau/Northland	Energy Bridge	Grant	RIF Energy	\$2.0M		\$202.0M
Tai Tokerau/Northland	Waimamaku Community Solar	Grant	RIF Energy	\$1.3M	\$1.0M	\$1.7M
Tai Tokerau/Northland	Northland Regional Council - Quarry Road - Phase 2	Grant	RIF Resilience	\$0.4M	\$0.1M	\$0.6M
Tai Tokerau/Northland	Northland Regional Council - Quarry Road - Phase 1	Grant	RIF Resilience	\$0.3M	\$0.2M	\$0.5M
Total				\$53.5M	\$14.4M	\$265.0M



REGION

Waikato

TOTAL ACTIVITY TO JUNE 2025

REGIONAL INFRASTRUCTURE FUND

PROJECTS

Note: summing all region data may not add to totals shown elsewhere in this report as cross-regional / national projects are not included here



31

APPLICATIONS

7

APPROVED

7

CONTRACTED

0

COMPLETED

FUNDING



\$17.6M

APPROVED

\$17.6M

CONTRACTED

\$1.8M

PAID

\$28.3M

TOTAL VALUE

WORKERS



437

MONTHLY EMPLOYEES

16,624

HOURS WORKED

10.7

ANNUAL FTEs

77.3%

LOCALS EMPLOYED

ALLOCATIONS APPROVED



\$12.6M

RESILIENCE



\$5.0M

ENERGY



\$0.0

ENABLING GROWTH



\$0.0

MĀORI ECONOMIC
DEVELOPMENT



\$0.0

WATER STORAGE



REGION

Waikato

CONTRACTED PROJECTS

Region	Title	Funding type	Allocation	Contract funding	Paid funding	Total value
Waikato	Waikato Regional Council - Lower Waikato Stopbank Upgrade	Grant	RIF Resilience	\$5.2M	\$0.1M	\$10.0M
Waikato	Supercritical Geothermal Energy	Grant	RIF Energy	\$5.0M		\$60.0M
Waikato	Waikato Regional Council - Kirikiri Stopbank Upgrade	Grant	RIF Resilience	\$3.1M	\$1.3M	\$5.1M
Waikato	Waikato Regional Council - Island Block Pump Station	Grant	RIF Resilience	\$1.7M		\$3.7M
Waikato	Waikato Regional Council - Lower Waikato Floodgate Programme	Grant	RIF Resilience	\$1.2M	\$0.4M	\$2.0M
Waikato	Waikato Regional Council - Thames Valley Diversion Channel Upgrade	Grant	RIF Resilience	\$1.1M		\$1.8M
Waikato	Waikato Regional Council - Mangatawhiri Pumpstation Infrastructure	Grant	RIF Resilience	\$0.3M		\$0.7M
Total				\$17.6M	\$1.8M	\$83.3M



REGION

Bay of Plenty

TOTAL ACTIVITY TO JUNE 2025

REGIONAL INFRASTRUCTURE FUND

PROJECTS

Note: summing all region data may not add to totals shown elsewhere in this report as cross-regional / national projects are not included here



22

APPLICATIONS

4

APPROVED

3

CONTRACTED

0

COMPLETED

FUNDING



\$25.1M

APPROVED

\$20.3M

CONTRACTED

\$3.3M

PAID

\$39.0M

TOTAL VALUE

WORKERS



616

MONTHLY EMPLOYEES

26,705

HOURS WORKED

17.1

ANNUAL FTEs

86.9%

LOCALS EMPLOYED

ALLOCATIONS APPROVED



\$20.3M

RESILIENCE



\$4.8M

ENERGY



\$0.0

ENABLING GROWTH



\$0.0

MĀORI ECONOMIC
DEVELOPMENT



\$0.0

WATER STORAGE



REGION

Bay of Plenty

CONTRACTED PROJECTS

Region	Title	Funding type	Allocation	Contract funding	Paid funding	Total value
Bay of Plenty	Bay of Plenty Regional Council - Project Future Proof Whakatāne-Tauranga Rivers Scheme	Grant	RIF Resilience	\$10.7M	\$0.3M	\$17.8M
Bay of Plenty	Bay of Plenty Regional Council - Kaituna Catchment Control Scheme Upgrades	Grant	RIF Resilience	\$8.4M	\$2.9M	\$17.4M
Bay of Plenty	Bay of Plenty Regional Council - Waioeka Otara Rivers Scheme Stopbank Upgrades	Grant	RIF Resilience	\$1.2M	\$0.1M	\$3.7M
Total				\$20.3M	\$3.3M	\$39.0M



REGION

Tairāwhiti/East Coast

TOTAL ACTIVITY TO JUNE 2025

REGIONAL INFRASTRUCTURE FUND

PROJECTS

Note: summing all region data may not add to totals shown elsewhere in this report as cross-regional / national projects are not included here



11

APPLICATIONS

1

APPROVED

0

CONTRACTED

0

COMPLETED

FUNDING



\$3.0M

APPROVED

\$0.0

CONTRACTED

\$0.0

PAID

\$0.0

TOTAL VALUE

WORKERS



0

MONTHLY EMPLOYEES

0

HOURS WORKED

0.0

ANNUAL FTEs

0.0%

LOCALS EMPLOYED

ALLOCATIONS APPROVED



\$0.0

RESILIENCE



\$0.0

ENERGY



\$0.0

ENABLING GROWTH



\$0.0

MĀORI ECONOMIC
DEVELOPMENT



\$3.0M

WATER STORAGE



REGION

Hawke's Bay

TOTAL ACTIVITY TO JUNE 2025

REGIONAL INFRASTRUCTURE FUND

PROJECTS

Note: summing all region data may not add to totals shown elsewhere in this report as cross-regional / national projects are not included here



22

APPLICATIONS

4

APPROVED

1

CONTRACTED

0

COMPLETED

FUNDING



\$18.3M

APPROVED

\$3.0M

CONTRACTED

\$0.0

PAID

\$6.0M

TOTAL VALUE

WORKERS



0

MONTHLY EMPLOYEES

0

HOURS WORKED

0.0

ANNUAL FTEs

0.0%

LOCALS EMPLOYED

ALLOCATIONS APPROVED



\$3.5M

RESILIENCE



\$8.0M

ENERGY



\$0.0

ENABLING GROWTH



\$6.8M

MĀORI ECONOMIC
DEVELOPMENT



\$0.0

WATER STORAGE



REGION



Hawke's Bay



CONTRACTED PROJECTS

Region	Title	Funding type	Allocation	Contract funding	Paid funding	Total value
Hawke's Bay	Tukituki Water Security Project	Grant	RIF Resilience	\$3.0M		\$6.0M
Total				\$3.0M		\$6.0M



REGION

Taranaki

TOTAL ACTIVITY TO JUNE 2025

REGIONAL INFRASTRUCTURE FUND

PROJECTS

Note: summing all region data may not add to totals shown elsewhere in this report as cross-regional / national projects are not included here



11

APPLICATIONS

2

APPROVED

2

CONTRACTED

0

COMPLETED

FUNDING



\$8.6M

APPROVED

\$8.6M

CONTRACTED

\$4.0M

PAID

\$12.4M

TOTAL VALUE

WORKERS



154

MONTHLY EMPLOYEES

5,222

HOURS WORKED

3.3

ANNUAL FTEs

90.3%

LOCALS EMPLOYED

ALLOCATIONS APPROVED



\$5.8M

RESILIENCE



\$0.0

ENERGY



\$0.0

ENABLING GROWTH



\$2.8M

MĀORI ECONOMIC
DEVELOPMENT



\$0.0

WATER STORAGE



REGION



Taranaki



CONTRACTED PROJECTS

Region	Title	Funding type	Allocation	Contract funding	Paid funding	Total value
Taranaki	Parihaka Wastewater Project	Grant	RIF Resilience	\$5.8M	\$4.0M	\$7.3M
Taranaki	Ngā Wāhi Tapu o Pukerangiora	Grant	RIF Māori Economic Development	\$2.8M		\$5.1M
Total				\$8.6M	\$4.0M	\$12.4M



REGION

Manawatū-Whanganui/Horowhenua

TOTAL ACTIVITY TO JUNE 2025

REGIONAL INFRASTRUCTURE FUND

PROJECTS

Note: summing all region data may not add to totals shown elsewhere in this report as cross-regional / national projects are not included here



25

APPLICATIONS

2

APPROVED

2

CONTRACTED

0

COMPLETED

FUNDING



\$12.9M

APPROVED

\$12.9M

CONTRACTED

\$1.3M

PAID

\$16.1M

TOTAL VALUE

WORKERS



41

MONTHLY EMPLOYEES

1,500

HOURS WORKED

1.0

ANNUAL FTEs

14.6%

LOCALS EMPLOYED

ALLOCATIONS APPROVED



\$2.8M

RESILIENCE



\$0.0

ENERGY



\$10.2M

ENABLING GROWTH



\$0.0

MĀORI ECONOMIC
DEVELOPMENT



\$0.0

WATER STORAGE



REGION

Manawatū-Whanganui/Horowhenua

CONTRACTED PROJECTS

Region	Title	Funding type	Allocation	Contract funding	Paid funding	Total value
Manawatū-Whanganui/Horowhenua	Rātana Pā Revitalising Infrastructure and Creating Economic Resilience	Grant	RIF Enabling Growth	\$10.2M	\$1.3M	\$10.2M
Manawatū-Whanganui/Horowhenua	Up-Scaling NZ's Manufacture of UV Disinfection Infrastructure	Loan	RIF Resilience	\$2.8M		\$5.9M
Total				\$12.9M	\$1.3M	\$16.1M



REGION

Kāpiti

TOTAL ACTIVITY TO JUNE 2025

REGIONAL INFRASTRUCTURE FUND

PROJECTS

Note: summing all region data may not add to totals shown elsewhere in this report as cross-regional / national projects are not included here



7

APPLICATIONS

1

APPROVED

1

CONTRACTED

0

COMPLETED

FUNDING



\$2.5M

APPROVED

\$2.5M

CONTRACTED

\$0.0

PAID

\$4.2M

TOTAL VALUE

WORKERS



14

MONTHLY EMPLOYEES

769

HOURS WORKED

0.5

ANNUAL FTEs

92.9%

LOCALS EMPLOYED

ALLOCATIONS APPROVED



\$2.5M

RESILIENCE



\$0.0

ENERGY



\$0.0

ENABLING GROWTH



\$0.0

MĀORI ECONOMIC
DEVELOPMENT



\$0.0

WATER STORAGE



REGION



Kāpiti



CONTRACTED PROJECTS

Region	Title	Funding type	Allocation	Contract funding	Paid funding	Total value
Kāpiti	GWRC - Ōtaki - Site 9 - Ōtaki Cliffs, Ōtaki Awa	Grant	RIF Resilience	\$2.5M		\$4.2M
Total				\$2.5M		\$4.2M



REGION

Wairarapa

TOTAL ACTIVITY TO JUNE 2025

REGIONAL INFRASTRUCTURE FUND

PROJECTS

Note: summing all region data may not add to totals shown elsewhere in this report as cross-regional / national projects are not included here



25

APPLICATIONS

16

APPROVED

15

CONTRACTED

5

COMPLETED

FUNDING



\$33.6M

APPROVED

\$13.6M

CONTRACTED

\$1.7M

PAID

\$22.6M

TOTAL VALUE

WORKERS



457

MONTHLY EMPLOYEES

37,636

HOURS WORKED

24.1

ANNUAL FTEs

78.1%

LOCALS EMPLOYED

ALLOCATIONS APPROVED



\$13.6M

RESILIENCE



\$0.0

ENERGY



\$0.0

ENABLING GROWTH



\$0.0

MĀORI ECONOMIC
DEVELOPMENT



\$20.0M

WATER STORAGE



REGION

Wairarapa

CONTRACTED PROJECTS

Region	Title	Funding type	Allocation	Contract funding	Paid funding	Total value
Wairarapa	GWRC - Site 15 - Upper Buffer Establishment	Grant	RIF Resilience	\$2.2M		\$3.6M
Wairarapa	GWRC - Site 2 - River Road, Masterton, Stage 3, Ruamāhanga Awa	Grant	RIF Resilience	\$2.1M		\$3.5M
Wairarapa	GWRC - Site 1 - River Road, Masterton Stage 2, Ruamāhanga Awa	Grant	RIF Resilience	\$1.5M	\$1.4M	\$2.5M
Wairarapa	GWRC - Waiōhine - Site 5 - Fullers Bend, Waiōhine Awa	Grant	RIF Resilience	\$1.4M		\$2.3M
Wairarapa	GWRC - Site 10 - Tawaha Sill, Ruamāhanga Awa	Grant	RIF Resilience	\$1.0M		\$1.7M
Wairarapa	GWRC - Waingawa - Site 8 - Waingawa River Hood Aerodrome	Grant	RIF Resilience	\$1.0M		\$1.6M
Wairarapa	GWRC - Waipōua - Site 4 - Waipōua Industrial Site - Akura Road, Waipōua Awa	Grant	RIF Resilience	\$0.9M		\$1.5M
Wairarapa	GWRC - Whakawhiriwhiri - Site 16 - Whakawhiriwhiri Stream - project re-scope, Whakawhiriwhiri Awa	Grant	RIF Resilience	\$0.9M		\$1.4M
Wairarapa	GWRC - Waingawa - Site 7 - Masterton Raw Water Supply, Waingawa Awa	Grant	RIF Resilience	\$0.6M		\$1.0M
Wairarapa	GWRC - Site 11 - Pukio East Stopbank	Grant	RIF Resilience	\$0.5M	\$0.3M	\$0.9M
Wairarapa	GWRC - Site 6 - Awaroa Sill, Ruamāhanga Awa	Grant	RIF Resilience	\$0.5M		\$0.9M
Wairarapa	GWRC - Waingawa - Site 13 - South Masterton Stopbank, Waingawa Awa	Grant	RIF Resilience	\$0.5M		\$0.9M
Wairarapa	GWRC - Site 14 - Homebush Wastewater Treatment Plant Resilience works	Grant	RIF Resilience	\$0.3M		\$0.5M
Wairarapa	GWRC - Fish Passages - Site 12 - Fish Passage upgrades	Grant	RIF Resilience	\$0.2M		\$0.4M
Wairarapa	GWRC - Waipōua - Site 3 - Waipōua SH2 bridge Left bank protection, Waipōua Awa	Grant	RIF Resilience	\$0.1M		\$0.1M
Total				\$13.6M	\$1.7M	\$22.6M



REGION

Te Taihupo/Top of the South

TOTAL ACTIVITY TO JUNE 2025

REGIONAL INFRASTRUCTURE FUND

PROJECTS

Note: summing all region data may not add to totals shown elsewhere in this report as cross-regional / national projects are not included here



17

APPLICATIONS

7

APPROVED

6

CONTRACTED

0

COMPLETED

FUNDING



\$32.9M

APPROVED

\$23.0M

CONTRACTED

\$2.3M

PAID

\$41.0M

TOTAL VALUE

WORKERS



952

MONTHLY EMPLOYEES

15,110

HOURS WORKED

9.7

ANNUAL FTEs

70.4%

LOCALS EMPLOYED

ALLOCATIONS APPROVED



\$32.9M

RESILIENCE



\$0.0

ENERGY



\$0.0

ENABLING GROWTH



\$0.0

MĀORI ECONOMIC
DEVELOPMENT



\$0.0

WATER STORAGE



REGION

Te Taihu/Top of the South

CONTRACTED PROJECTS

Region	Title	Funding type	Allocation	Contract funding	Paid funding	Total value
Te Taihu/Top of the South	Tasman District Council - Lower Motueka River Stopbank Refurbishment	Grant	RIF Resilience	\$6.6M	\$1.0M	\$11.0M
Te Taihu/Top of the South	Nelson City Council - Maitai Flood Management Project	Grant	RIF Resilience	\$5.4M	\$0.2M	\$9.0M
Te Taihu/Top of the South	Marlborough District Council - Lower Wairau Flood Capacity Upgrade	Grant	RIF Resilience	\$3.6M	\$0.3M	\$8.7M
Te Taihu/Top of the South	Nelson City Council - Nelson Floods Repairs / Flood Risk Protection	Grant	RIF Resilience	\$3.6M	\$0.4M	\$6.0M
Te Taihu/Top of the South	Marlborough District Council - Wairau River Flood Protection Scheme	Grant	RIF Resilience	\$2.9M	\$0.4M	\$4.8M
Te Taihu/Top of the South	Tasman District Council - Peach Island Stopbank Repair	Grant	RIF Resilience	\$0.9M	\$0.0M	\$1.5M
Total				\$23.0M	\$2.3M	\$41.0M



REGION

West Coast

TOTAL ACTIVITY TO JUNE 2025

REGIONAL INFRASTRUCTURE FUND

PROJECTS

Note: summing all region data may not add to totals shown elsewhere in this report as cross-regional / national projects are not included here



10

APPLICATIONS

4

APPROVED

1

CONTRACTED

0

COMPLETED

FUNDING



\$21.3M

APPROVED

\$6.0M

CONTRACTED

\$242.4K

PAID

\$10.0M

TOTAL VALUE

WORKERS



140

MONTHLY EMPLOYEES

2,683

HOURS WORKED

1.7

ANNUAL FTEs

39.3%

LOCALS EMPLOYED

ALLOCATIONS APPROVED



\$21.3M

RESILIENCE



\$0.0

ENERGY



\$0.0

ENABLING GROWTH



\$0.0

MĀORI ECONOMIC
DEVELOPMENT



\$0.0

WATER STORAGE



REGION



West Coast



CONTRACTED PROJECTS

Region	Title	Funding type	Allocation	Contract funding	Paid funding	Total value
West Coast	West Coast Regional Council - Stopbank - Waiho River Northside Havill Wall Extension and Southside Protection	Grant	RIF Resilience	\$6.0M	\$0.2M	\$10.0M
Total				\$6.0M	\$0.2M	\$10.0M



REGION

Canterbury

TOTAL ACTIVITY TO JUNE 2025

REGIONAL INFRASTRUCTURE FUND

PROJECTS

Note: summing all region data may not add to totals shown elsewhere in this report as cross-regional / national projects are not included here



14

APPLICATIONS

6

APPROVED

3

CONTRACTED

0

COMPLETED

FUNDING



\$77.1M

APPROVED

\$5.7M

CONTRACTED

\$171.3K

PAID

\$9.5M

TOTAL VALUE

WORKERS



328

MONTHLY EMPLOYEES

5,121

HOURS WORKED

3.3

ANNUAL FTEs

99.4%

LOCALS EMPLOYED

ALLOCATIONS APPROVED



\$5.7M

RESILIENCE



\$0.0

ENERGY



\$0.0

ENABLING GROWTH



\$0.0

MĀORI ECONOMIC
DEVELOPMENT



\$71.4M

WATER STORAGE



REGION



Canterbury



CONTRACTED PROJECTS

Region	Title	Funding type	Allocation	Contract funding	Paid funding	Total value
Canterbury	Environment Canterbury - Waitarakao / Washdyke / Seadown Works	Grant	RIF Resilience	\$2.4M	\$0.0M	\$4.0M
Canterbury	Environment Canterbury - Rangitata Flood and Resilience #2	Grant	RIF Resilience	\$1.8M	\$0.1M	\$3.0M
Canterbury	Environment Canterbury - Structure Upgrades / Adaptation Works	Grant	RIF Resilience	\$1.5M	\$0.1M	\$2.5M
Total				\$5.7M	\$0.2M	\$9.5M



REGION

Chatham Islands

TOTAL ACTIVITY TO JUNE 2025

REGIONAL INFRASTRUCTURE FUND

PROJECTS

Note: summing all region data may not add to totals shown elsewhere in this report as cross-regional / national projects are not included here



3

APPLICATIONS

0

APPROVED

0

CONTRACTED

0

COMPLETED

FUNDING



\$0.0

APPROVED

\$0.0

CONTRACTED

\$0.0

PAID

\$0.0

TOTAL VALUE

WORKERS



0

MONTHLY EMPLOYEES

0

HOURS WORKED

0.0

ANNUAL FTEs

0.0%

LOCALS EMPLOYED

ALLOCATIONS APPROVED



\$0.0

RESILIENCE



\$0.0

ENERGY



\$0.0

ENABLING GROWTH



\$0.0

MĀORI ECONOMIC
DEVELOPMENT



\$0.0

WATER STORAGE



REGION

Otago

TOTAL ACTIVITY TO JUNE 2025

REGIONAL INFRASTRUCTURE FUND

PROJECTS

Note: summing all region data may not add to totals shown elsewhere in this report as cross-regional / national projects are not included here



10

APPLICATIONS

2

APPROVED

1

CONTRACTED

0

COMPLETED

FUNDING



\$13.6M

APPROVED

\$5.4M

CONTRACTED

\$690.9K

PAID

\$9.0M

TOTAL VALUE

WORKERS



115

MONTHLY EMPLOYEES

6,239

HOURS WORKED

4.0

ANNUAL FTEs

88.7%

LOCALS EMPLOYED

ALLOCATIONS APPROVED



\$5.4M

RESILIENCE



\$0.0

ENERGY



\$8.2M

ENABLING GROWTH



\$0.0

MĀORI ECONOMIC
DEVELOPMENT



\$0.0

WATER STORAGE



REGION



Otago



CONTRACTED PROJECTS

Region	Title	Funding type	Allocation	Contract funding	Paid funding	Total value
Otago	Otago Regional Council - West Taieri Resilience Upgrade	Grant	RIF Resilience	\$5.4M	\$0.7M	\$9.0M
Total				\$5.4M	\$0.7M	\$9.0M



REGION

Southland

TOTAL ACTIVITY TO JUNE 2025

REGIONAL INFRASTRUCTURE FUND

PROJECTS

Note: summing all region data may not add to totals shown elsewhere in this report as cross-regional / national projects are not included here



18

APPLICATIONS

5

APPROVED

4

CONTRACTED

1

COMPLETED

FUNDING



\$21.2M

APPROVED

\$5.8M

CONTRACTED

\$274.4K

PAID

\$12.4M

TOTAL VALUE

WORKERS



53

MONTHLY EMPLOYEES

1,583

HOURS WORKED

1.0

ANNUAL FTEs

86.8%

LOCALS EMPLOYED

ALLOCATIONS APPROVED



\$3.6M

RESILIENCE



\$15.4M

ENERGY



\$2.2M

ENABLING GROWTH



\$0.0

MĀORI ECONOMIC
DEVELOPMENT



\$0.0

WATER STORAGE



REGION

Southland

CONTRACTED PROJECTS

Region	Title	Funding type	Allocation	Contract funding	Paid funding	Total value
Southland	Environment Southland - Oreti River Catchment Flood Protection Upgrade	Grant	RIF Resilience	\$3.0M	\$0.1M	\$5.0M
Southland	Ocean Beach - Aquaculture Centre of Excellence	Loan	RIF Enabling Growth	\$2.2M		\$6.4M
Southland	Environment Southland - Aparima Catchment Flood Protection Upgrade	Grant	RIF Resilience	\$0.3M	\$0.2M	\$0.5M
Southland	Environment Southland - Te Anau Basin Catchment Flood Management Upgrade	Grant	RIF Resilience	\$0.3M		\$0.5M
Total				\$5.8M	\$0.3M	\$12.4M